

Fiscal Year 2025 Budget



Eastern Idaho

Public Health

Prevent. Promote. Protect.

Our Vision

Healthy People In Healthy Communities

Our Mission

- *To prevent disease, disability and premature death*
 - *To promote healthy lifestyles*
 - *To protect and promote the health and quality of our environment*
-

To accomplish this mission, Eastern Idaho Public Health provides clinics, health education, consultative services, referrals for special medical care, environmental health protection, and epidemiological investigation. These services are available to every resident within our eight-county area.

Summary

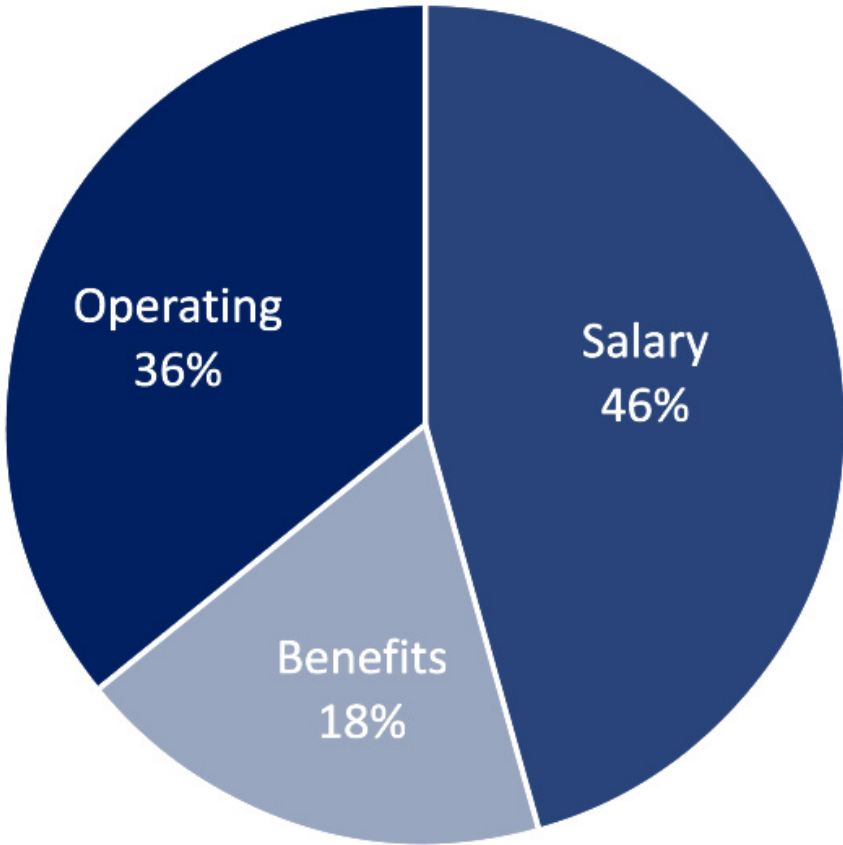
Eastern Idaho Public Health (EIPH) is committed to improving lives within our 8-county region. We provide preventative health information, education, and services to individuals within Eastern Idaho. Priorities in the next fiscal year will include efforts on educating individuals, especially youth, on the dangers of tobacco and vaping, opioid misuse, and other unsafe behaviors. Environmental health services continue to protect the environment and water quality in our region for generations to come. An additional priority is to protect individuals from communicable diseases through education, vaccination, and clinical services.

Investing in public health can lead to significant benefits, including reduced healthcare costs, improved quality of life, and accomplishing our vision of Healthy People in Healthy Communities. We look forward to working with community partners, local policy-makers, and the EIPH Board of Health to develop and adapt significant public health solutions for the future of our community's individuals and families.

Fiscal Year 2025 Budget

Salary	Benefits	Operating	Designated	Total
\$4,616,589	\$1,872,667	\$3,691,016	\$400,000	\$10,580,272

Figure 1: Percent Distribution of FY2025 Budget



Operating

Budgeted operating expenses have increased 7.2% from fiscal year 2024. Operating is beginning to stabilize from the 26% increase in 2024, however inflation continues to increase costs this upcoming year. Vaccine costs from both existing vaccines as well as new-to-market vaccines (Shingles, COVID, and Respiratory Syncytial Virus (RSV)) led to substantial growth in Immunization program operating budget. As a smaller portion of the increase, higher costs of fuel, supplies, and building maintenance all are contributors.

Salaries

Economic growth in Idaho and an increased cost of living are placing pressure on staff retention. This year’s budget includes an across-the-board 3% raise for employees. The hardworking staff at EIPH continue to provide dedicated, timely, and critical public health services while keeping costs low.

Employee Benefits

EIPH employer health insurance costs are decreasing \$750 per beneficiary in fiscal year 2025. With 77 EIPH staff that receive health benefits, this equates to an approximate \$57,750 in decreased costs. We anticipate that this reduction will be temporary with a return to previous costs for FY 2026.

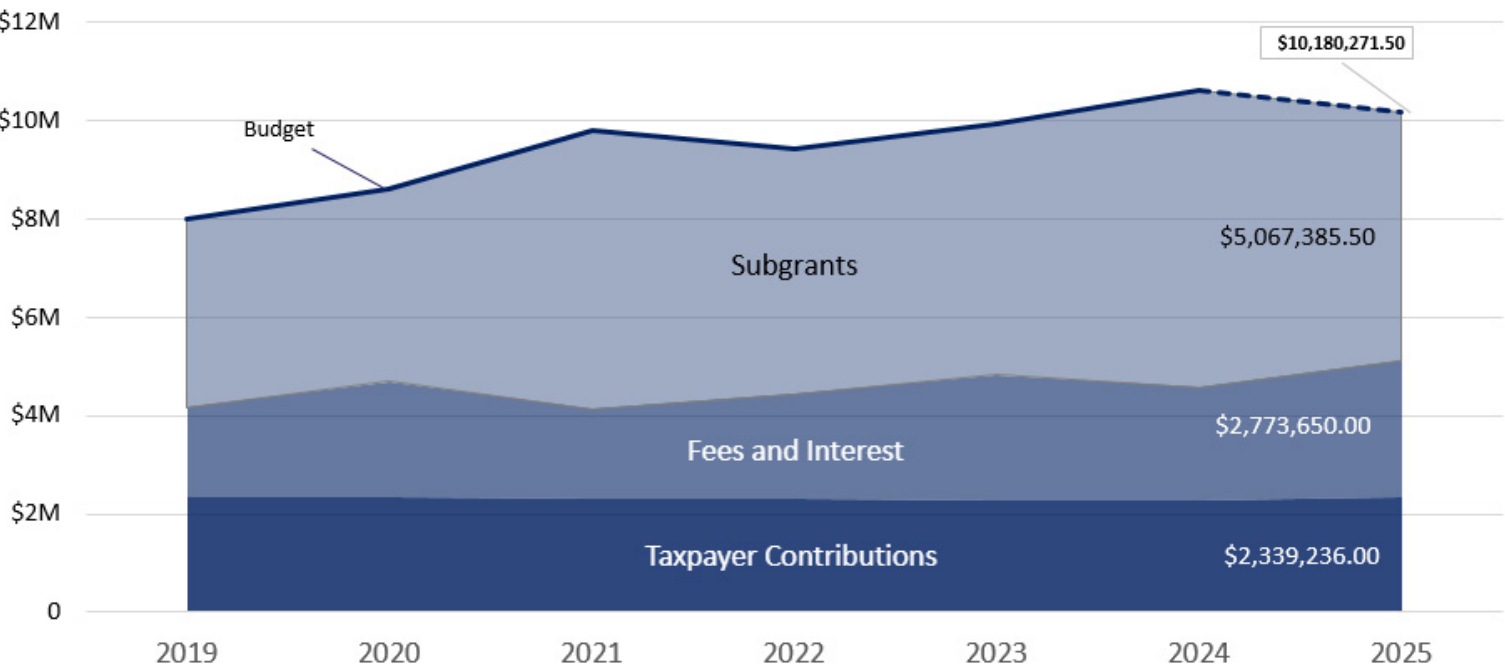
Fees and Interest

For fiscal year 2025, EIPH is budgeting a 20.0% increase in fee revenue. We anticipate the construction activity to remain constant from FY 2024 after reduction from FY 2021 peaks. This is expected to result in stable septic permit fee revenue. EIPH will experience increased receipts, related to costs captured from increased vaccine prices, resulting in increased revenue in the Immunization Program.

Subgrants

This year’s budget reflects a decrease of 16.2% in subgrant funding compared to fiscal year 2024. This is largely attributable to significant reductions in COVID Epidemiology and Vaccine related subgrants. On a positive note, the Idaho Millennium Fund, through the Idaho Legislature, has continued funding prevention efforts to curb youth vaping and smoking. Otherwise, minor fluctuations are expected in subgrant funding.

Figure 2: Revenue Distributions FY2019-2025



EIPH Budget Distributions FY2019-2025: Local taxpayer contributions have remained near constant, while contracts and fees have increased over time to provide increased public health programing.

EIPH is judical in our expenditures, which has resulted in not requesting an increase for the previous 6 fiscal years. However, with inflation causing increased costs at all levels, as well as prudent financial planning for the future, EIPH is requesting an increase of 3% in county appropriations for fiscal year 2025.

Table 1: Appropriations by County

County	FY 2025 Amount	FY 2025 Distribution	Change from FY 2024	% Change
Bonneville	\$1,145,220	49.0%	+\$38,307	3%
Clark	\$8,795	0.4%	-\$153	-2%
Custer	\$51,978	2.2%	+\$2,014	4%
Fremont	\$165,735	7.1%	+\$9,460	6%
Jefferson	\$286,767	12.3%	+\$10,079	4%
Lemhi	\$79,090	3.4%	-\$785	-1%
Madison	\$410,652	17.6%	+\$196	0%
Teton	\$190,999	8.2%	+\$9,015	5%
Total	\$2,339,236	100%	\$68,133	3%

Figure 3: Expenditures Per Capita FY2019-2025

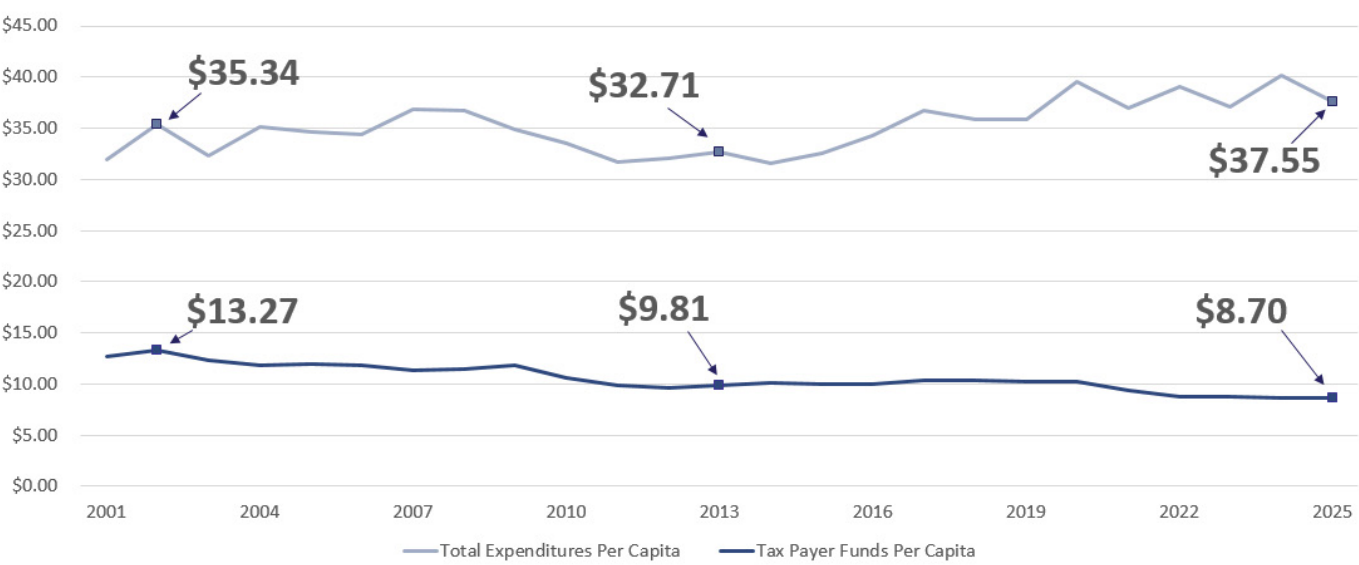


Table 2: County Populations and Property Value

COUNTY	FISCAL YEAR	POPULATION ESTIMATE	% POPULATION OF DISTRICT	POPULATION 70% DISTRIBUTION	TAXABLE MARKET VALUE	% VALUATION OF DISTRICT	VALUATION 30% DISTRIBUTION	BUDGET COUNTY COST POPULATION + VALUATION
BONNEVILLE	2025	131,366	50.40%	\$825,283	\$16,627,338,721	45.59%	\$319,937	\$1,145,220
	2024	129,496	50.20%	\$798,066	\$13,770,904,117	45.33%	\$308,847	\$1,106,913
CLARK	2025	801	0.31%	\$5,076	\$191,782,031	0.53%	\$3,719	\$8,795
	2024	806	0.31%	\$4,928	\$179,342,578	0.59%	\$4,020	\$8,948
CUSTER	2025	4,523	1.73%	\$28,328	\$1,228,431,742	3.37%	\$23,650	\$51,978
	2024	4,506	1.75%	\$27,821	\$986,065,771	3.25%	\$22,143	\$49,964
FREMONT	2025	14,196	5.45%	\$89,242	\$3,975,270,850	10.90%	\$76,493	\$165,735
	2024	13,978	5.42%	\$86,166	\$3,126,513,465	10.29%	\$70,109	\$156,275
JEFFERSON	2025	34,198	13.12%	\$214,835	\$3,737,216,117	10.25%	\$71,932	\$286,767
	2024	33,428	12.96%	\$206,034	\$3,150,748,051	10.37%	\$70,654	\$276,688
LEMHI	2025	8,441	3.24%	\$53,054	\$1,354,735,481	3.71%	\$26,036	\$79,090
	2024	8,240	3.19%	\$50,714	\$1,301,299,367	4.28%	\$29,161	\$79,875
MADISON	2025	54,547	20.93%	\$342,721	\$3,529,015,342	9.68%	\$67,931	\$410,652
	2024	54,976	21.31%	\$338,780	\$3,196,806,816	10.52%	\$71,676	\$410,456
TETON	2025	12,549	4.82%	\$78,926	\$5,823,898,646	15.97%	\$112,073	\$190,999
	2024	12,544	4.86%	\$77,263	\$4,668,923,532	15.37%	\$104,721	\$181,984
TOTAL	2025	260,621	100%	\$1,637,465	\$36,467,658,930	100%	\$701,771	\$2,339,236
	2024	257,974	100%	\$1,589,772	\$30,380,603,697	100%	\$681,330	\$2,271,103

Idaho Code 39-424 The formula for the county assessments is based on county population and property values.
POPULATION ESTIMATE - Idaho Dept. of Commerce
MARKET VALUE - Idaho Tax Commission

Eastern Idaho Public Health's Board of Health

Blair Dance, Chairman	Fremont County
Brent Mendenhall, Vice Chairman	Madison County
Dr. Aaron Gardner	Physician Representative
Commissioner Jon Walker	Bonneville County
Commissioner Greg Shenton	Clark County
Commissioner Steve Smith	Custer County
Commissioner Shayne Young	Jefferson County
Commissioner Leah Madsen	Lemhi County
Commissioner Bob Heneage	Teton County



Eastern Idaho
Public Health

Prevent. Promote. Protect.



eiph.id.gov