

Questions to Ask When Planning a Septic System

If you are planning a home that will use a septic system, now is the perfect time to ask questions that can head off costly modifications and repairs later:

- **Is the system appropriately sized?** The tank should be large enough to hold at least two days of waste flow—at least 1,000 gallons for a three-bedroom with four occupants.
- **Is the lot appropriate for a septic system?** Sufficient room should be available for a septic tank, drainfield, and one replacement drainfield area. Evaluate the site for the following:
 - Topography—properties with ridges, knolls, and numerous slopes may not be suitable.
 - Soils—soil must have the capacity to accept and treat the volume of wastes anticipated.
 - Ground water—areas with high ground water may not be suitable.
- **What will it cost to add a second drainfield?** State regulations require a reserve area for a future drainfield when the first drainfield reaches the end of its useful life. Adding a replacement drainfield during initial construction may only cost a fraction of installing one later. Plus, having the capability to switch the drainfields annually ensures that the resting drainfield is dry and ready to receive wastewater.

For More Information

Idaho Department of Environmental Quality
1410 N. Hilton
Boise, ID 83706
(208) 373-0502

http://www.deq.idaho.gov/septic_systems

<http://www.deq.idaho.gov/technical-guidance-manual>

US Environmental Protection Agency

<http://water.epa.gov/infrastructure/septic/septicmart.cfm>

http://www.epa.gov/owm/septic/pubs/homeowner_guide_long.pdf

Idaho Public Health Districts

Panhandle Health District

8500 N. Atlas Road

Hayden, ID 83835

(208) 415-5200

www.phd1.idaho.gov

North Central Health District

215 10th Street

Lewiston, ID 83501

(208) 799-3100

idahopublichealth.com

Southwest District Health

13307 Miami Lane

Caldwell, ID 83607

(208) 455-5400

www.publichealthidaho.com

Central District Health Department

707 North Armstrong Place

Boise, ID 83704

(208) 327-7499

www.cdhd.idaho.gov

South Central Public Health District

1020 Washington Street North

Twin Falls, ID 83301

(208) 734-5900

www.phd5.idaho.gov

Southeastern Idaho Public Health

1901 Alvin Ricken Drive

Pocatello, ID 83201

(208) 239-5270

www.sdhdidaho.org

Eastern Idaho Public Health District


1250 Hollipark Drive

Idaho Falls, ID 83401

(208) 523-5382

www.phd7.idaho.gov

Septic Systems and Drainfields: What You Need to Know



For homeowners, real estate professionals, and developers

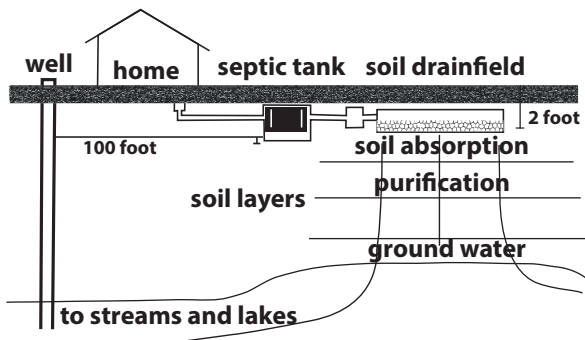


Idaho Department of Environmental Quality
www.deq.idaho.gov



Printed on recycled paper; DEQ, September 2014, PID 0205, CA 30060. Costs associated with this publication are available from the State of Idaho Department of Environmental Quality in accordance with Section 60-202, Idaho Code.

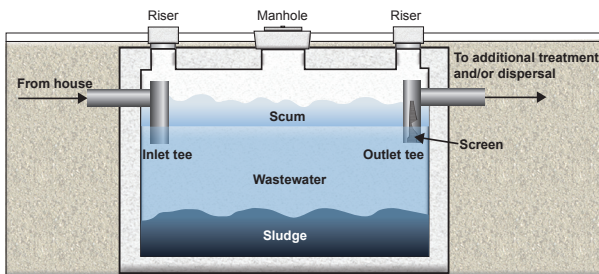
What is a Septic System?



Source: Michael P. Vogel, Montana State University

A septic system is a form of wastewater treatment commonly used in areas where connection to a municipal wastewater system is not practical. The system consists of piping, a septic tank, a drainfield, and the soil.

The septic tank holds the wastewater long enough for solids to settle into a sludge at the bottom of the tank, while oils and greases float to the top, forming a scum. Bacteria in the tank consume a small amount of waste as nutrients.




Tank effluent flows to a drainfield where pipes below the surface distribute the wastewater throughout the drainfield. The wastewater then percolates through the soil. As the wastewater moves through the soil, some waste products adsorb to soil particles, while microorganisms in the soil ingest other waste products, providing final treatment of the wastewater.

Caring for Your Septic System

Properly designed and constructed, your septic system can greatly reduce the environmental impacts of household wastewater, but proper system operation requires some routine maintenance and care:

- **Have your septic system inspected** by a qualified professional at least every 3 years—every year if your system has electrical components—and have the tank pumped when necessary.
- **Pump a septic tank** at least every 3–5 years (recommended) depending on use and sludge depth within the septic tank.
- **Use water efficiently.** Excessive flows can overload the septic system, causing wastewater to back up into the house or yard.
 - Use the proper load size when washing clothes, and avoid doing all the laundry in one day.
 - Do not empty your hot tub into the septic system.
 - Consider replacing older toilets and inefficient showerheads with more efficient models.
- **Do not flush materials** that can clog your septic system, such as diapers, cat litter, cigarette filters, coffee grounds, feminine hygiene products, cotton swabs, dental floss, and paper towels.
- **Do not pour toxic chemicals down the drain.** Household chemicals, paints, gasoline, and pesticides can harm or kill the bacteria that digest and treat waste.



- **Minimize using (or eliminate) your garbage disposal.** Kitchen scraps significantly increase sludge and scum in your septic tank, requiring more frequent pumping. Compost these wastes instead.
- **Dispose of old medicines,** such as antibiotics in the trash; medicines may kill the bacteria in your septic tank if flushed and result in ground water contamination.

Giving Your Septic System More Life

The typical functioning life of a septic system is 20 years. To enhance the life of your system,

- **Add an effluent filter.** An effluent filter, placed in the septic tank outlet baffle or tee, prevents excess solids from flowing to and clogging the drainfield.
- **Protect your system's drainfield.** Plant only grass on top, never drive or park vehicles on the drainfield, and direct roof drains, basement sump pump flows, and other drainage systems away from the drainfield.
- **Add a washing machine filter.** Washing machine filters trap lint and fibers that may accumulate in the septic tank and drainfield. If these fibers discharge to the drainfield, they will cause premature failure.